



TO LET

Nelson Drive, Leigh-On-Sea SS9 1DB

£1,200 PCM Deposit Required - £1,384 Council Tax Band - B

- Central Leigh On Sea
- Walking Distance To Chalkwell Station, Chalkwell Park & Leigh Broadway
- Two Double Bedrooms
- Large Accommodation
- Great Central Location
- Double Glazing Throughout
- Electric Heating
- Large Lounge/Diner
- Communal Patio Area
- Call Our Lettings Team For Details

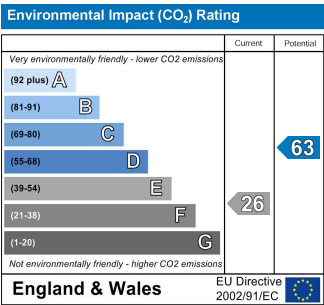
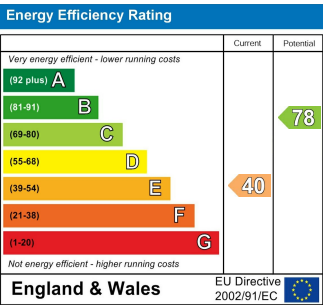

Appointmoor Rental
72 The Ridgeway, Chalkwell, Westcliff, Essex, SS0 8NU
T. 01702 719 966 W. appointmoor.co.uk

appointmoor

Description

This two DOUBLE bedroom first floor flat in central Leigh on Sea, located just a short walk from Chalkwell Train Station, Chalkwell Park & the popular Leigh Broadway. The property consists of a LARGE living room/dining area. Two double bedrooms. Large modern kitchen with a electric oven & hob. High spec three piece bathroom suite. The apartment is fully double

glazed throughout and has had new electric heating installed. Viewings highly recommended. Call our lettings team for further details. Council Tax Band - B



AGENTS NOTES: Appointmoor Estates Ltd as our Vendors Agents have endeavoured to check the accuracy of these sales particulars, but however, can offer no guarantee. These details are prepared as a general guide only, including details regarding lease, service charge, lease length and ground rent/review periods, council tax and deposit amount, and should not be relied upon as a basis to enter into a legal contract, or commit expenditure. An interested party should consult their own independent experts to verify the statements contained herein and before committing themselves to any expenditure or other legal commitments. The agent will not be responsible for any verbal statement made by any member of staff, as only a specific written confirmation should be relied upon. The agent will not be responsible for any loss other than when specific written confirmation has been requested. Floor plans are not to scale and only provide an indication of the layout. All measurements are approximate and should not be relied upon. We have not tested any apparatus, equipment, fixture, fittings or service and so cannot verify they are in working order, fit for their purpose, or within ownership of the sellers. Items shown in photographs are NOT included unless specifically mentioned in writing within the sales particulars. **VIEWINGS: BY APPOINTMOOR ESTATES ONLY**